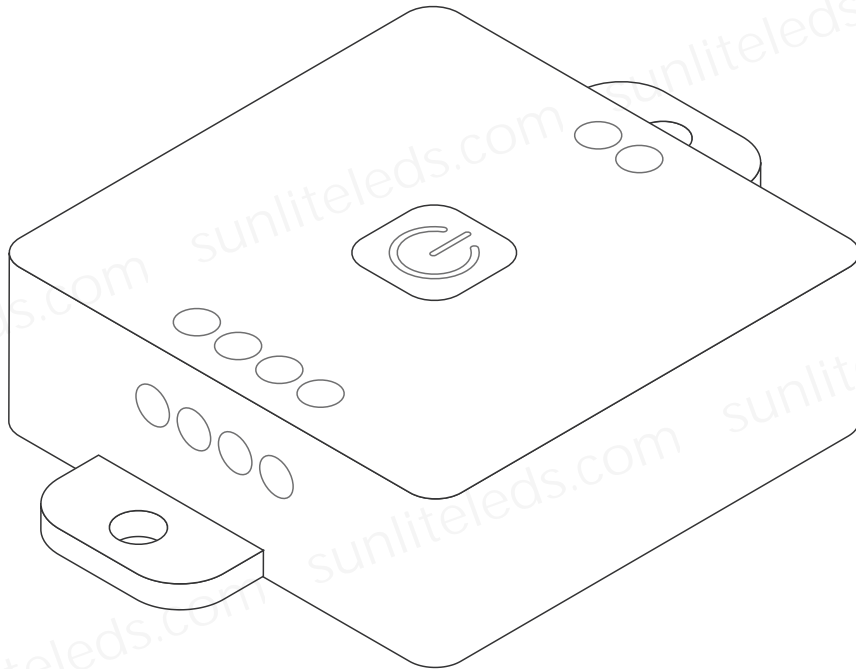


SP638E Instructions



SP638E SPI RGB LED Controller



1.Brief:

SPI three-channel addressable RGB LED controller, with unique dynamic, music and DIY effects to meet your lighting and ambiance needs.

2.Features:


1. Support App control, 2.4G touch remote control and 2.4G touch 86-type control panel;
2. Support up to 600 single-wire RZ RGB LED driver ICs;
3. Built-in a variety of music and dynamic effects, support effects pause, multi-parameter adjustable;
4. Capture music through the phone microphone, player streamer and on-board microphone;
5. Support effect collection;
6. support DIY effects;
7. With a variety of ON/OFF animation effects;
8. With sequential channel calibration and ON/OFF timer functions;
9. Support OTA firmware upgrade.

3.APP:



- 1.SP638E supports App control for iOS and Android devices.
- 2.Apple devices require iOS 10.0 or higher, and Android devices require Android 4.4 or higher.
- 3.You can search “BanlanX” in App Store or Google Play to find the APP, or scan the QR code to download and install

Operations

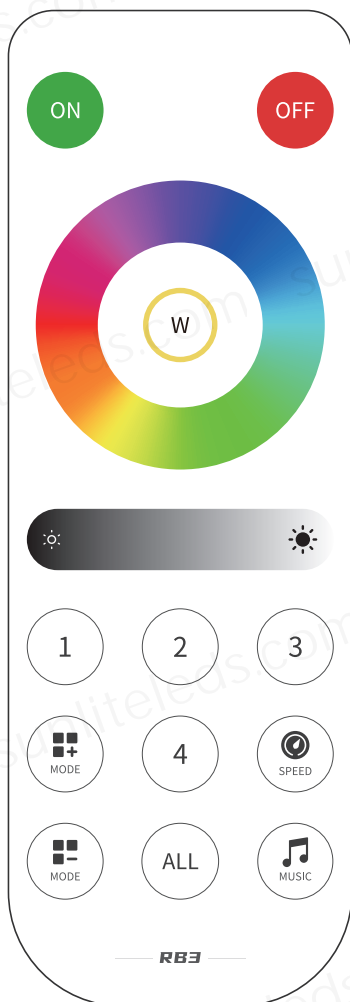
- Open the App, click the + icon in the top right corner of the home page to add device;
- Click the  icon in the upper right corner of the App to enter the settings page, where you can modify the device name, set the timings, set the on/off effect, OTA firmware upgrade, etc.

4. Work With 2.4G Touch Remote Control:

The 2.4G touch remote control models (RB3 and RC3) matched with SP638E are as follows:

- Support one-to-many control, one remote control can control multiple controllers.
- Support many-to-one control, each controller can bind up to 5 remote controls.
- Support unified control and 4-zones control.

NOTE: For more information, refer to “2.4G Touch Remote Control Instructions”



RB3



RC3

(Requires separate purchase)

5. Technical Parameters:

Working Voltage: DC5V~24V	Working Current: 1mA~10mA
Working Temp: -20°C~60°C	Dimension: 78mm*56mm*20mm

6. Wiring

